

BEXAR COUNTY EMERGENCY  
SERVICES DISTRICT No. 2  
HONOR | INTEGRITY | COURAGE

---



AUGUST, 28, 2023

Bexar County ESD 6  
Command Staff Report



# STATUS REPORT JULY 2023

ESD2 AVG TIME: 7:48

STATION STATUS	APPARATUS STATUS	RESPONSE STATUS
<b>STATION 121</b> CURRENTLY UNDER CONSTRUCTION		Avg Response Time 07:42 EMS Calls 3 MVC Calls 6 Fire/Other Calls 6 Total Responses 15
<b>STATION 122</b> No major issues at this time. <i>In Architectural Design for new build.</i>	ENGINE 122 - OOS - SIDDONNS MARTIN BRUSH 122 - IN SERVICE MEDIC 122 - IN SERVICE MEDIC 123B - IN SERVICE WMD122 - IN SERVICE TENDER 121 - IN SERVICE MEDIUM BRUSH 121 - IN SERVICE ENGINE XE1 - IN SERVICE	Avg Response Time 06:44 EMS Calls 80 MVC Calls 12 Fire/Other Calls 19 Total Responses 111
<b>STATION 123</b> No major issues at this time. <i>In Architectural Design for new build.</i>	BATTALION 124 - IN SERVICE ENGINE 123 - IN SERVICE MEDIC 123 - IN SERVICE ATTACK 123 - IN SERVICE MEDIC 123B - IN SERVICE AERIAL PLATFORM 124 - OOS - SIDDONNS MARTIN	Avg Response Time 08:36 EMS Calls 249 MVC Calls 18 Fire/Other Calls 74 Total Responses 341
<b>STATION 124</b> No major issues at this time.	SAFETY 121 - IN SERVICE DIVISION CHIEF 121 - IN SERVICE U122 - IN SERVICE ASSITANT CHIEF 122 - IN SERVICE CHIEF 121 - IN SERVICE DIVISION CHIEF 122 - IN SERVICE MEDICAL OFFICER 125 - IN SERVICE MEDICAL OFFICER 121 - IN SERVICE ENGINE 124 - IN SERVICE ENGINE 121 (PUC) - IN SERVICE ATTACK 121 - IN SERVICE MEDIC 124 - IN SERVICE	Avg Response Time 07:32 EMS Calls 108 MVC Calls 19 Fire/Other Calls 48 Total Responses 175
<b>STATION 125</b> No major issues at this time. <i>In Architectural Design for new build.</i>	LADDER 125 - IN SERVICE LADDER 125 - IN SERVICE MEDIC 121 - OOS - SERVS MEDIC 125 - IN SERVICE ATTACK 122 - IN SERVICE	Avg Response Time 07:20 EMS Calls 157 MVC Calls 15 Fire/Other Calls 31 Total Responses 203
		<b>ESD6 AVG TIME: 8:54</b>
<b>STATION 161</b> No major issues at this time. New Station Under Construction - <i>Completion Date To Be Determined.</i>	ENGINE 161 (E123B) - OOS - SIDDONNS MARTIN ENGINE 163 (E121B) - IN SERVICE TENDER 161 (T121B) - IN SERVICE ATTACK 161 - IN SERVICE HEAVY BRUSH 161 - IN SERVICE	Avg Response Time 09:44 EMS Calls 80 MVC Calls 3 Fire/Other Calls 34 Total Responses 117
<b>STATION 162</b> No major issues at this time.	ENGINE 162 - IN SERVICE ATTACK 162 - IN SERVICE MOBILE AIR 121 - IN SERVICE	Avg Response Time 07:36 EMS Calls 56 MVC Calls 2 Fire/Other Calls 16 Total Responses 74



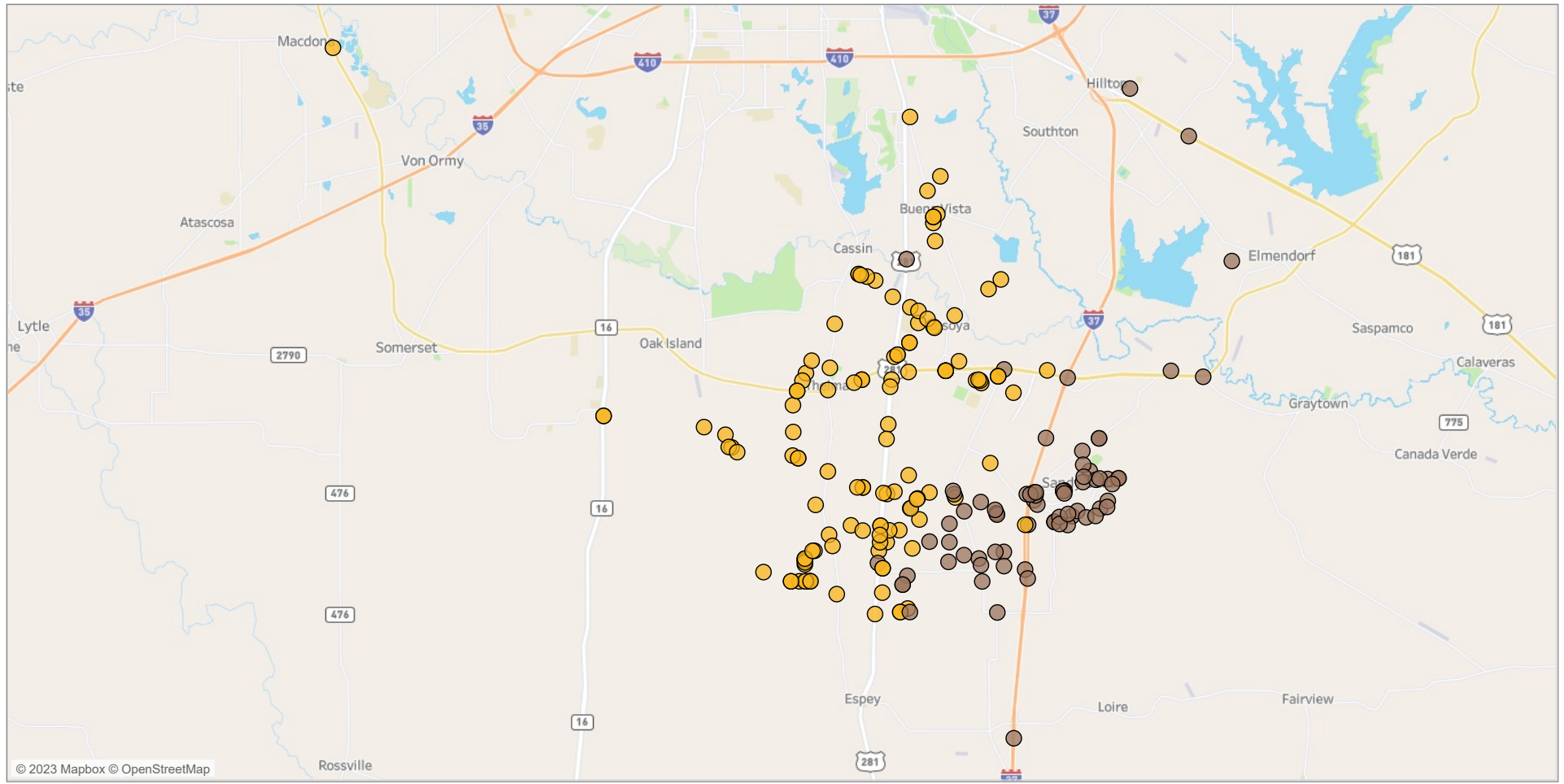
# STATUS REPORT JULY 2023

PERSONEL STATUS			RP / PREVENTION	TRAINING REPORT
BC	<b>A-SHIFT</b> Justin Petrosus	<b>B-SHIFT</b> James Villarreal	<b>C-SHIFT</b> Ryan Crady	<p><b>Action Items to be presented to Board for purchase:</b></p> <ul style="list-style-type: none"> <li>• None</li> </ul> <p><b>Social Media Outlets:</b></p> <ul style="list-style-type: none"> <li>• Facebook Followers: 17,910</li> <li>• Instagram Followers: 6,283</li> <li>• Next Door Members: 71,992</li> <li>• Next Door Claimed Households: 38,253</li> <li>• Next Door Neighborhoods: 135</li> <li>• YouTube Subscribers: 2,002</li> <li>• Tik-Tok Followers: 1,480</li> </ul> <p><b>Social Media PSAs:</b></p> <ul style="list-style-type: none"> <li>• 7/1/23 FB reel Engine 123 busiest apparatus in our fleet</li> <li>• 7/2/23 Firework safety video PSA with DC Khalaf</li> <li>• 7/4/23 4th of July Cover photo update</li> <li>• 7/4/23 4th of July Firework safety</li> <li>• 7/12/23 Junior Fire Camp Pictures from day one</li> <li>• 7/12/23 Junior Fire Camp short video of day two</li> <li>• 7/20/23 TX Firefighter Summer Games 2023 short videos</li> <li>• 7/20/23 FB/Instagram reel Hydrochloric Acid Leak</li> <li>• 7/23/23 TEEEX Annual Municipal Fire Training School recruitment post</li> <li>• 7/25/23 Brantley's birthday surprise fire truck visit video post</li> <li>• 7/29/23 FB/Instagram reel showing our firefighters sharpening their skills with high-angle rope rescue at TEEEX annual Fire school.</li> </ul> <p><b>Current Events:</b></p> <ul style="list-style-type: none"> <li>• Bella Vista 4th of July Parade (2 hours)</li> <li>• Trophy Ridge 4th of July Parade (2 hours)</li> <li>• Golf Club of Texas Firework show standby (2 hours)</li> <li>• Station 125 Tour approx. 50 kids, (3 hours)</li> <li>• Firefighter appreciation picnic (8 hours)</li> <li>• Junior Fire Camp July 11th -July 14th 20 kids (40 hours)</li> <li>• Station 124 Tour for 30 kids (2 hours)</li> <li>• Birthday parade drive by (1 hour)</li> <li>• TEEEX Summer school Recruitment College station (10 hours)</li> </ul> <p><b>Outreach Programs:</b></p> <ul style="list-style-type: none"> <li>• Smoke Alarm Program w/ at Risk Populations: 23</li> <li>• Courtesy Home Safety Inspection Survey: 3</li> <li>• Civilian Ride along Program: 0</li> <li>• Child Car Seat Safety Checks: 6</li> <li>• Youth Firesetters Intervention Program: 0</li> <li>• Stop the Bleed Classes or assist classes: 1</li> <li>• Hands-Only CPR: 1</li> <li>• Fire Extinguisher Training: 0</li> <li>• Fall Prevention: 0</li> <li>• Gun Lock Program: 3</li> <li>• Residential Knox Box Program: 0</li> <li>• Intradepartmental Education/Outreach: 0</li> </ul> <p><b>Current Projects:</b></p> <ul style="list-style-type: none"> <li>• New Explorer program 2023 TBD (Needs school sponsorship to establish)</li> <li>• 2023 Banquet 12/9/2023 @ the Mariott</li> </ul> <p><b>Action Items to be presented to Board for purchase:</b></p> <ul style="list-style-type: none"> <li>• \$11,400 Request for purchase of Forcible Entry door prop</li> <li>• \$13,254 to send 3 new hires (2023 BRAVO) to Training Development Group to obtain TCFP Fire certification</li> </ul> <p><b>Training for the month of JULY (PAST):</b></p> <ul style="list-style-type: none"> <li>• 240 Hours- Online Fire CE</li> <li>• 140 Hours - EMS Monthly Training CE</li> <li>• 180 Hours- RDO Orientation for new RDOs</li> <li>• 40 Hours- Guest Lecture - on Heart MATH / Resiliency</li> <li>• 84 Hours- AHA Advanced Cardiovascular Life Support</li> <li>• 175 Hours- Multi-Lead ECG Course with Steve Rahm</li> <li>• 2023 BRAVO Testing and Interview process</li> <li>• 176 Hours- Reserve Driver Operator Orientation</li> <li>• Transition from Target Solutions to Fire Rescue 1 Academy Learning Platform</li> <li>• 1320 Hours- Blue Card Command Roll out for all Officers</li> <li>• Recruitment event with PR Division and Training Division at TEEEX Summer Municipal School</li> </ul> <p><b>Training for the month of AUGUST (PRESENT):</b></p> <ul style="list-style-type: none"> <li>• 240 Hours- Online Fire CE</li> <li>• 140 Hours - EMS Monthly Training CE</li> <li>• 24 Hours - Chart Review with Dr. Raczek</li> <li>• 30 Hours- Guest Lecture High-Risk Diabetics</li> <li>• 2880 Hours- August 28 Class 2023 BRAVO Orientation</li> <li>• Post for Fire Training Captain position on TCFP</li> <li>• 700 Hours - ESO roll-out training for the department</li> <li>• 700 Hours - Risk Management Harassment Training</li> </ul> <p><b>Training for the month of SEPTEMBER (FUTURE):</b></p> <ul style="list-style-type: none"> <li>• 240 Hours- Online Fire CE</li> <li>• 140 Hours - EMS Monthly Training CE Pulmonary Edema</li> <li>• 24 Hours- Chart Review with Dr. Raczek</li> <li>• 600 Hours- TCFP Fire Instructor II</li> <li>• 2880 Hours- Class 2023 BRAVO Orientation</li> <li>• 100 Hours- TCFP Wildland FF Refresher</li> <li>• 160 Hours- TCFP Haz Mat Tech Refresher</li> <li>• Testing Process for Fire Training Captain position on TCFP</li> <li>• 140 Hours- AHA Pediatric Life Support Course</li> <li>• Neonatal Resuscitation Provider (hybrid Start) TBD</li> <li>• EMS World Education Conference New Orleans</li> </ul>
MOF	Joel Bustillos	Josh Paramorre	Casey Blair	
121	<b>Lt. Open</b> Chris Gomez Jeremy Brett Jose Moreno Luis Gonzalez <b>FF OPEN</b>	Josh Lopez Justin Henley <b>FF OPEN</b> Jeremy Lobisser Jerry Campos <b>FF OPEN</b>	Erick Vargas Michael Volpe Robert Watson Daniel Jordan Kimberly Dupill Kevin Vanhoozier	
122	Alex Lyons Rogelio Camarillo Sam Medina Grace Iverson Jeffrey Jones Martin Tomlin	Joseph Rodriguez Alex Lantigua Marc Cortez Breana Bowman Jason Rubio Zan Christensen	Grace Poston David Rozinek Michael Thomas Erick Maldonado Kyle Zahn Jason McLnerney	
123	Jordan Davila Leo Jauregui Frank DeLeon Josh Silva Andrew Diffilippo Joseph Leos Khalid Carpenter Patrick Levensque	Aaron White Andres Cantu Larissa Alarcon Samuel Flores Trevor Sealey Christopher Perez Gregory Dehart Antonio Saavedra	Frank Crawford Corde Armstrong Jessica Massey Gabriella Mendez Eduardo Gonzales Jonathon Hansen Duncan Kelley <b>FF OPEN</b>	
124	Christian Zambrano Keith Porter Deandre Salcedo Gary Gutierrez Miguel Maltos Conner Clarkson	Aaron Craven Devin Klaymeier Matthew Janes Daniel Jaramillo Lane Rhea Aiden Mulroney	Carl Buck Todd Matthews Lance Foster Jack Schuepbach Bryson Costanzo Austin Rather	
125	Salvador Butcher Morgan Alf Taylor Ballard Tyler Kersey Ryan Daly Alec Cruz Jair Hammack	Andrew Delgado Darren Servantez Alsa Kopp Noah Casias Mackenzie Barnes Blake Goddu Sawyer Donowho	Patrick Juarez Jason Sifuentes Jason Castillo Chase Morales Bao Nguyen Ryan Bauchman <b>FF OPEN</b>	
161	Andrew Garza Conrad Carter Ruben Garcia	Jacob Gonzales Armando Mora Carlos Tey	Devon Salyers Joe Bijarro Cyrus Sakalares	
162	Jose Perez Glenn Haskell Brett McDermot  Paramedic School	Chris Mercer Mathew Jones Travis Jones  Open/Leaving	Patrick Klebahn Robert Anderson Damien Brundige  Probationary FF	
CHIEFS STATUS REPORT			ESD STATUS REPORT	
<p>Current Events:</p> <ul style="list-style-type: none"> <li>• The MAC is scheduled to be completed in November 2023 - Ralph/Ryan</li> <li>• Conducted orientation for 2 Smart Medics - Ralph/Mark/Walter/Veronica</li> <li>• Hired a Technician Level III Master Pierce Mechanic - Ralph/Veronica</li> <li>• Blue Card Train the Trainer is in the second phase of training ESD2 and ESD7 personnel - Ralph/Marc</li> <li>• Staffing Shortages; 0</li> <li>• Personnel Injuries; 0</li> <li>• Personnel out on Medical Leave 2</li> <li>• Mandated Personnel; 3</li> <li>• Fleet Accidents; 2</li> </ul>			<p>Current Events:</p> <p><b>Construction</b></p> <ul style="list-style-type: none"> <li>• Station 121 - Marksmen started construction on January 3, 2023. The estimated completion will be mid-summer of 2024. They are in the final steps of enclosing the living area of the station. The CMU walls are up and roof work has begun over the bays. Work has also begun on the Hall. The purchase contract for the 1.78 acres next to Station 121 has been executed with a 120-day feasibility study period. Alpha Testing has been asked to perform a Phase I Environmental Study. - Josh/Ralph</li> <li>• Station 123 - Marksmen Construction was selected for Station 123. The Groundbreaking will be scheduled in August of 2023. - Josh/Ralph</li> <li>• Station 124 - Cyrus One is working on the agreement language, surveys, and profile drawings. They have updated their approach grades. Those have been sent to BRW and MTR for review. - Josh/Ralph</li> <li>• Station 125 - Plans complete. Drawings are being prepared for FMO Review. - Josh/Ralph</li> </ul> <p><b>Financial</b></p> <ul style="list-style-type: none"> <li>• FY2022-2023 review will begin in August 2023. - Josh</li> <li>• FY2023-2024 Budget Preparation has begun. - Josh/Ralph</li> </ul> <p><b>Legislation</b></p> <ul style="list-style-type: none"> <li>• BCESDA is developing its legislative plan for the 89th Legislation. - Josh/Harris</li> </ul>	<p><b>Action Items to be presented to Board for purchase:</b></p> <ul style="list-style-type: none"> <li>• None</li> </ul> <p><b>EMS: Transports and Refusals:</b></p> <ul style="list-style-type: none"> <li>• ALS - 375</li> <li>• BLS - 37</li> <li>• Refusals Transport - 84</li> <li>• Refusal Treatment &amp; Transport - 140</li> </ul> <p>Billing: 496 Billable Responses.</p> <p><b>EMS Operations:</b></p> <ul style="list-style-type: none"> <li>• Mobile COG's App- We have purchased the full Handtevy App and are working with a rep for setup; this completion is anticipated to be finalized in mid-September for an October 1 rollout</li> <li>• Zoll AEDs - Have been received with an anticipated rollout in September 2023</li> <li>• SMART Medic 23-A- Our first two cadets have completed credentialing and cleared for full duty. SMART 24/7 rollout is projected for September 16th.</li> </ul> <p><b>Communications:</b></p> <ul style="list-style-type: none"> <li>• Motorola Portable Radios have been inventoried and asset tagged. We are pending delivery of Bank Chargers, Vehicle Drop Chargers and Spare batteries.</li> <li>• Motorola radios have been programed, training will be conducted towards the end of August with a September 1 rollout</li> <li>• Pending contract, W-9 and Invoice to present to The City of Converse for the purchase of 31 XL-200's, 31 Single Drop Chargers, 2 Multi-Unit Chargers</li> <li>• ESO Training for the entire staff Has been completed with a September 1, 2023, 30 day familiarization period with</li> </ul>

# Incident Locations by Responding Station

Click to Highlight a Station

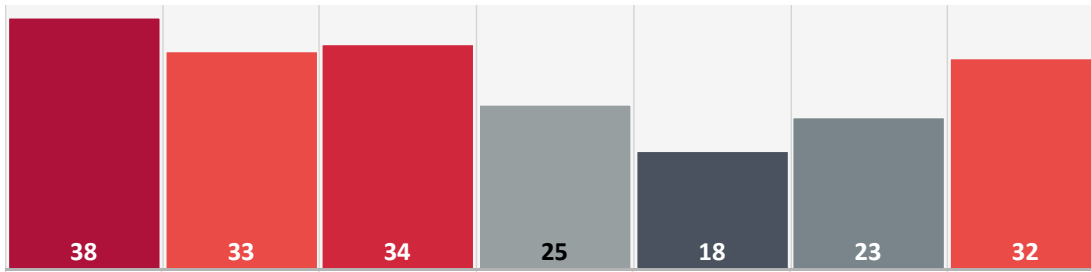
■ 161    ■ 162



© 2023 Mapbox © OpenStreetMap

# Department Incidents by Day & Hour

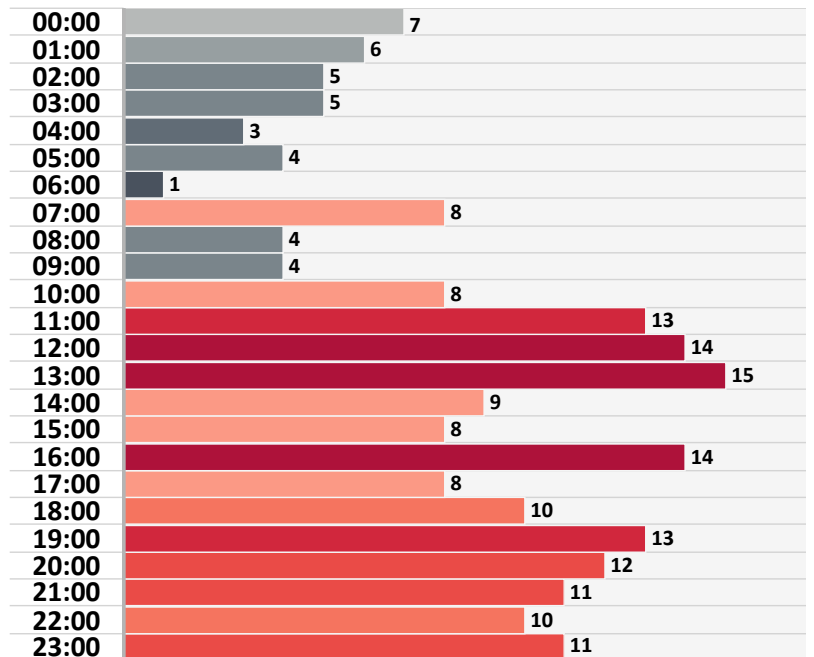
Bexar County ESD 2



203  
Incidents



	Sun	Mon	Tue	Wed	Thu	Fri	Sat
		1	1	5			
1		1		1	1	2	
				1	2	1	1
1			2	1	1		
		2		1			
1			1	1			1
1							
2							
	1			3		1	1
	1				1	1	1
1	1	1					1
2	3	1			1	1	
1	1	4	4				3
3	2	2	2	2	2	3	
6	3	2	2	1	2		1
2	2				1	1	3
3		1			2		2
2	2	3			2	2	3
2	2	1	1	1	1		1
1	2	4	1				2
3	1	2				4	3
2	3	2	1	1		3	1
1	3		1	1		1	5
3		2	1	1	2		2
	2	5				3	1





Mutual Aid Category & Agency: Count				
Department	Category			Total
	None	Aid Given	Aid Received	
None	195			195
Bexar County ESD 5 Fire		2	2	4
Bexar County ESD 10		2		2
San Antonio Fire		2		2
Total	195	6	2	203

Mutual Aid Category & Agency: % of Total Incidents				
Department	Category			Total
	None	Aid Given	Aid Received	
None	96.1%			96.1%
Bexar County ESD 5 Fire		1.0%	1.0%	2.0%
Bexar County ESD 10		1.0%		1.0%
San Antonio Fire		1.0%		1.0%
Total	96.1%	3.0%	1.0%	100.0%

# BEXAR COUNTY EMERGENCY SERVICES DISTRICT No. 2

HONOR | INTEGRITY | COURAGE



## 2023 Call Log & Response Time

### Station 121

Month	Jan	Feb	Mar	Apr	May	Jun	Jul	Aug	Sep	Oct	Nov	Dec	Total
EMS	20	0	0	0	8	15	3						46
MVA	4	0	0	0	3	0	6						13
Other/Including Fire	8	0	0	0	10	5	6						29
<b>Total</b>	<b>32</b>	<b>0</b>	<b>0</b>	<b>0</b>	<b>21</b>	<b>20</b>	<b>15</b>	<b>0</b>	<b>0</b>	<b>0</b>	<b>0</b>	<b>0</b>	<b>88</b>

Average Response Time	0:07:44				0:07:14	0:08:27	0:07:42						0:07:47
-----------------------	---------	--	--	--	---------	---------	---------	--	--	--	--	--	---------

### Station 122

Month	Jan	Feb	Mar	Apr	May	Jun	Jul	Aug	Sep	Oct	Nov	Dec	Total
EMS	76	64	73	64	104	88	80						549
MVA	6	9	8	7	9	14	12						65
Other/Including Fire	40	26	38	41	38	29	19						231
<b>Total</b>	<b>122</b>	<b>99</b>	<b>119</b>	<b>112</b>	<b>151</b>	<b>131</b>	<b>111</b>	<b>0</b>	<b>0</b>	<b>0</b>	<b>0</b>	<b>0</b>	<b>845</b>

Average Response Time	0:07:13	0:08:01	0:07:41	0:07:46	0:06:47	0:07:05	0:06:44						0:07:20
-----------------------	---------	---------	---------	---------	---------	---------	---------	--	--	--	--	--	---------

### Station 123

Month	Jan	Feb	Mar	Apr	May	Jun	Jul	Aug	Sep	Oct	Nov	Dec	Total
EMS	235	203	245	233	213	226	249						1604
MVA	17	16	18	15	21	15	18						120
Other/Including Fire	60	56	87	57	70	60	74						464
<b>Total</b>	<b>312</b>	<b>275</b>	<b>350</b>	<b>305</b>	<b>304</b>	<b>301</b>	<b>341</b>	<b>0</b>	<b>0</b>	<b>0</b>	<b>0</b>	<b>0</b>	<b>2188</b>

Average Response Time	0:09:11	0:09:37	0:08:37	0:08:48	0:08:31	0:09:04	0:08:36						0:08:55
-----------------------	---------	---------	---------	---------	---------	---------	---------	--	--	--	--	--	---------

### Station 124

Month	Jan	Feb	Mar	Apr	May	Jun	Jul	Aug	Sep	Oct	Nov	Dec	Total
EMS	103	127	142	142	126	116	108						864
MVA	20	11	27	20	23	20	19						140
Other/Including Fire	49	62	75	59	39	54	48						386
<b>Total</b>	<b>172</b>	<b>200</b>	<b>244</b>	<b>221</b>	<b>188</b>	<b>190</b>	<b>175</b>	<b>0</b>	<b>0</b>	<b>0</b>	<b>0</b>	<b>0</b>	<b>1390</b>

Average Response Time	0:08:06	0:08:33	0:07:54	0:07:49	0:07:20	0:07:27	0:07:32						0:07:49
-----------------------	---------	---------	---------	---------	---------	---------	---------	--	--	--	--	--	---------

### Station 125

Month	Jan	Feb	Mar	Apr	May	Jun	Jul	Aug	Sep	Oct	Nov	Dec	Total
EMS	132	97	133	140	143	111	157						913
MVA	11	26	17	9	14	17	15						109
Other/Including Fire	38	27	35	42	26	44	31						243
<b>Total</b>	<b>181</b>	<b>150</b>	<b>185</b>	<b>191</b>	<b>183</b>	<b>172</b>	<b>203</b>	<b>0</b>	<b>0</b>	<b>0</b>	<b>0</b>	<b>0</b>	<b>1265</b>

Average Response Time	0:07:28	0:07:42	0:07:11	0:07:44	0:07:02	0:07:38	0:07:20						0:07:26
-----------------------	---------	---------	---------	---------	---------	---------	---------	--	--	--	--	--	---------

# BEXAR COUNTY EMERGENCY SERVICES DISTRICT No. 2

HONOR | INTEGRITY | COURAGE



## 2023 Call Log & Response Time

### All ESD 2 Stations

Month	Jan	Feb	Mar	Apr	May	Jun	Jul	Aug	Sep	Oct	Nov	Dec	Total
EMS	566	491	593	579	594	556	597	0	0	0	0	0	3976
MVA	58	62	70	51	70	66	70	0	0	0	0	0	447
Other/Including Fire	195	171	235	199	183	192	178	0	0	0	0	0	1353
<b>Total</b>	<b>819</b>	<b>724</b>	<b>898</b>	<b>829</b>	<b>847</b>	<b>814</b>	<b>845</b>	<b>0</b>	<b>0</b>	<b>0</b>	<b>0</b>	<b>0</b>	<b>5776</b>

Average Response Time	0:08:14	0:08:42	0:07:59	0:08:09	0:07:36	0:08:03	0:07:48							0:08:04
-----------------------	---------	---------	---------	---------	---------	---------	---------	--	--	--	--	--	--	---------

### Station 161

Month	Jan	Feb	Mar	Apr	May	Jun	Jul	Aug	Sep	Oct	Nov	Dec	Total
EMS	87	74	74	83	112	97	80						607
MVA	10	6	13	10	10	11	3						63
Other/Including Fire	37	33	55	37	27	35	34						258
<b>Total</b>	<b>134</b>	<b>113</b>	<b>142</b>	<b>130</b>	<b>149</b>	<b>143</b>	<b>117</b>	<b>0</b>	<b>0</b>	<b>0</b>	<b>0</b>	<b>0</b>	<b>928</b>

Average Response Time	0:09:50	0:09:46	0:09:32	0:09:29	0:10:11	0:10:11	0:09:44							0:09:49
-----------------------	---------	---------	---------	---------	---------	---------	---------	--	--	--	--	--	--	---------

### Station 162

Month	Jan	Feb	Mar	Apr	May	Jun	Jul	Aug	Sep	Oct	Nov	Dec	Total
EMS	51	52	40	55	52	56	56						362
MVA	4	5	2	11	6	5	2						35
Other/Including Fire	24	31	28	25	18	18	16						160
<b>Total</b>	<b>79</b>	<b>88</b>	<b>70</b>	<b>91</b>	<b>76</b>	<b>79</b>	<b>74</b>	<b>0</b>	<b>0</b>	<b>0</b>	<b>0</b>	<b>0</b>	<b>557</b>

Average Response Time	0:07:30	0:07:47	0:06:54	0:07:27	0:06:58	0:07:06	0:07:36							0:07:20
-----------------------	---------	---------	---------	---------	---------	---------	---------	--	--	--	--	--	--	---------

### All ESD 6 Stations

Month	Jan	Feb	Mar	Apr	May	Jun	Jul	Aug	Sep	Oct	Nov	Dec	Total
EMS	138	126	114	138	164	153	136	0	0	0	0	0	969
MVA	14	11	15	21	16	16	5	0	0	0	0	0	98
Other/Including Fire	61	64	83	62	45	53	50	0	0	0	0	0	418
<b>Total</b>	<b>213</b>	<b>201</b>	<b>212</b>	<b>221</b>	<b>225</b>	<b>222</b>	<b>191</b>	<b>0</b>	<b>0</b>	<b>0</b>	<b>0</b>	<b>0</b>	<b>1485</b>

Average Response Time	0:08:59	0:08:54	0:08:37	0:08:39	0:09:06	0:09:06	0:08:54							0:08:54
-----------------------	---------	---------	---------	---------	---------	---------	---------	--	--	--	--	--	--	---------

### All Stations

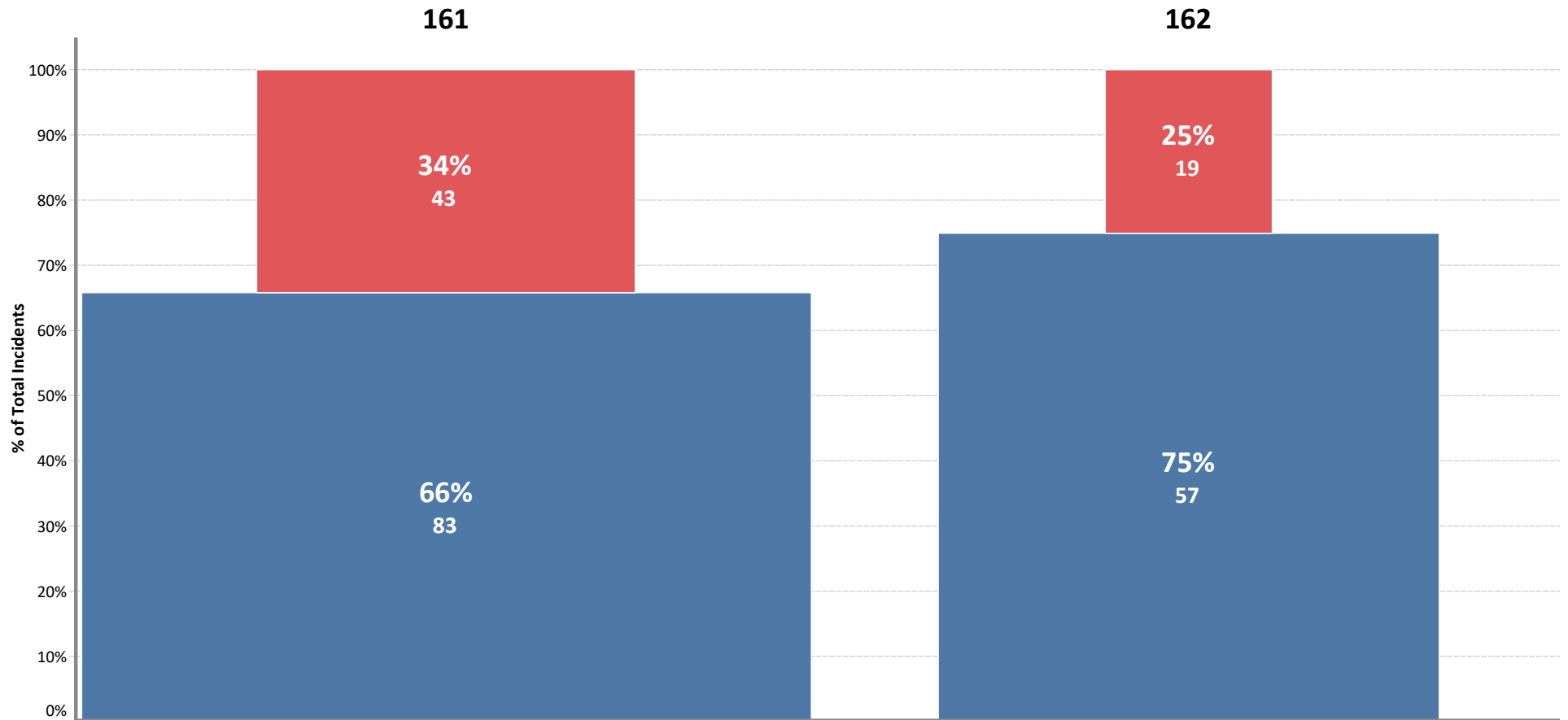
Month	Jan	Feb	Mar	Apr	May	Jun	Jul	Aug	Sep	Oct	Nov	Dec	Total
EMS	704	617	707	717	758	709	733	0	0	0	0	0	4945
MVA	72	73	85	72	86	82	75	0	0	0	0	0	545
Other/Including Fire	256	235	318	261	228	245	228	0	0	0	0	0	1771
<b>Total</b>	<b>1032</b>	<b>925</b>	<b>1110</b>	<b>1050</b>	<b>1072</b>	<b>1036</b>	<b>1036</b>	<b>0</b>	<b>0</b>	<b>0</b>	<b>0</b>	<b>0</b>	<b>7261</b>

Average Response Time	0:08:37	0:08:45	0:08:06	0:08:15	0:07:55	0:08:17	0:08:01							0:08:17
-----------------------	---------	---------	---------	---------	---------	---------	---------	--	--	--	--	--	--	---------





Fire / EMS Incidents by NFIRS Report Incident Type



Bar WIDTH indicates number of incidents

## Notes



- 1.) Data Source: FireRMS
- 2.) Date is refreshed daily.
- 3.) Fire or EMS incident types are determined by the NFIRS incident code entered on the report. Rescue and Emergency Medical Service (EMS) Incidents (300 Series) incident types are classified as EMS incidents. All other incident type series are classified as Fire incidents.
- 4.) An Incident is a unique call for service event. A Response is a unit reaction to an Incident. One Incident may generate one or many Responses.
- 5.) Incident Response Time is the time in minutes from Incident Alarm to Incident Arrival. Measures using the Incident Response Time exclude incident records if either the Incident Alarm or Arrival times are missing or invalid.

**Filter Values Selected: Incident Dates from 7/1/2023 to 7/31/2023 and the values below**

<b>Shift Selected</b>	<b>Mutual Aid Category Selected</b>		<b>Station Selected</b>		
A	71	Aid Given	6	161	126
B	71	Aid Received	2	162	77
C	61	None	195	Total	203
Total	203	Total	203		