

BEXAR COUNTY EMERGENCY
SERVICES DISTRICT No. 2
HONOR | INTEGRITY | COURAGE



July 31, 2023

Bexar County ESD 6
Command Staff Report



STATUS REPORT JUNE 2023

ESD2 AVG TIME: 8:03

STATION STATUS	APPARATUS STATUS	RESPONSE STATUS
<p>STATION 121 CURRENTLY UNDER CONSTRUCTION</p>		<p>Avg Response Time 08:27 EMS Calls 15 MVC Calls 0 Fire/Other Calls 5 Total Responses 20</p>
<p>STATION 122 No major issues at this time. <i>In Architectural Design for new build.</i></p>	<p>ENGINE 122 - OOS - SIDDON'S MARTIN BRUSH 122 - IN SERVICE MEDIC 122 - IN SERVICE MEDIC 123B - IN SERVICE WMD122 - IN SERVICE TENDER 121 - IN SERVICE MEDIUM BRUSH 121 - IN SERVICE ENGINE XE1 - IN SERVICE</p>	<p>Avg Response Time 07:05 EMS Calls 88 MVC Calls 14 Fire/Other Calls 29 Total Responses 131</p>
<p>STATION 123 No major issues at this time. <i>In Architectural Design for new build.</i></p>	<p>BATTALION 124 - IN SERVICE ENGINE 123 - IN SERVICE MEDIC 123 - IN SERVICE ATTACK 123 - IN SERVICE MEDIC 123B - IN SERVICE AERIAL PLATFORM 124 - OOS - SIDDON'S MARTIN</p>	<p>Avg Response Time 09:04 EMS Calls 226 MVC Calls 15 Fire/Other Calls 60 Total Responses 301</p>
<p>STATION 124 No major issues at this time.</p>	<p>SAFETY 121 - IN SERVICE DIVISION CHIEF 121 - IN SERVICE U122 - IN SERVICE ASSITANT CHIEF 122 - IN SERVICE CHIEF 121 - IN SERVICE DIVISION CHIEF 122 - IN SERVICE MEDICAL OFFICER 125 - IN SERVICE MEDICAL OFFICER 121 - IN SERVICE ENGINE 124 - IN SERVICE ENGINE 121 (PUC) - IN SERVICE ATTACK 121 - IN SERVICE MEDIC 124 - IN SERVICE</p>	<p>Avg Response Time 07:27 EMS Calls 116 MVC Calls 20 Fire/Other Calls 54 Total Responses 190</p>
<p>STATION 125 No major issues at this time. <i>In Architectural Design for new build.</i></p>	<p>LADDER 125 - IN SERVICE LADDER 125 - IN SERVICE MEDIC 121 - OOS - SERVS MEDIC 125 - IN SERVICE ATTACK 122 - IN SERVICE</p>	<p>Avg Response Time 07:38 EMS Calls 111 MVC Calls 17 Fire/Other Calls 44 Total Responses 172</p>
		<p>ESD6 AVG TIME: 9:21</p>
<p>STATION 161 No major issues at this time. New Station Under Construction - <i>Completion Date To Be Determined.</i></p>	<p>ENGINE 161 (E123B) - OOS - SIDDON'S MARTIN ENGINE 163 (E121B) - IN SERVICE TENDER 161 (T121B) - IN SERVICE ATTACK 161 - IN SERVICE HEAVY BRUSH 161 - IN SERVICE</p>	<p>Avg Response Time 10:11 EMS Calls 97 MVC Calls 11 Fire/Other Calls 35 Total Responses 143</p>
<p>STATION 162 No major issues at this time.</p>	<p>ENGINE 162 - IN SERVICE ATTACK 162 - IN SERVICE MOBILE AIR 121 - IN SERVICE</p>	<p>Avg Response Time 07:06 EMS Calls 56 MVC Calls 5 Fire/Other Calls 18 Total Responses 79</p>



STATUS REPORT JUNE 2023

PERSONEL STATUS			RP / PREVENTION	TRAINING REPORT		
	A-SHIFT	B-SHIFT	C-SHIFT			
BC	Justin Petrosus	James Villarreal	Ryan Crady	Action Items to be presented to Board for purchase:		
MOF	Joel Bustillos	Josh Paramorre	Casey Blair	• None		
121	Lt. Open Chris Gomez Jeremy Brett Jose Moreno Luis Gonzalez FF OPEN	Josh Lopez Justin Henley FF OPEN Jeremy Lobisser Jerry Campos FF OPEN	Erick Vargas Michael Volpe Robert Watson Daniel Jordan Kimberly Dupill Kevin Vanhoozier	Training for the month of JUNE (PAST):		
122	Alex Lyons Rogelio Camarillo Sam Medina Grace Iverson Jeffrey Jones Martin Tomlin	Joseph Rodriguez Alex Lantigua Marc Cortez Breana Bowman Jason Rubio Zan Christensen	Grace Poston David Rozinek Michael Thomas Erick Maldonado Kyle Zahn Jason McLnerney	• 240 Hours- Online Fire CE • 240 Hours - EMS Monthly Training CE • 850 Hours- TCFP Fire Officer I hybrid for BC2FD and D7 • 200 Hours- Live Fire Make Up Burns at San Antonio College • Post for 2023 BRAVO Firefighter positions • 40 Hours- Vehicle Extrication Training at Pick N Pull • 1320 Hours- Blue Card Command Roll out for all Officers		
123	Jordan Davila Leo Jauregui Frank DeLeon Josh Silva Andrew DiFillippo Joseph Leos Khalid Carpenter Patrick Levensque	Aaron White Andres Cantu Larissa Alarcon Samuel Flores Trevor Sealey Christopher Perez Gregory Dehart Antonio Saavedra	Frank Crawford Corde Armstrong Jessica Massey Gabriella Mendez Edvarado Gonzales Jonathon Hansen Duncan Kelley FF OPEN	Training for the month of JULY (PRESENT):		
124	Christian Zambrano Keith Porter Deandre Salcedo Gary Gutierrez Miguel Maltos Conner Clarkson	Aaron Craven Devin Klaymeier Matthew James Daniel Jaramillo Lane Rhea Aiden Mulrone	Carl Buck Todd Matthews Lance Foster Jack Schuepbach Bryson Costanzo Austin Rather	• 240 Hours- Online Fire CE • 140 Hours - EMS Monthly Training CE • 180 Hours- RDO Orientation for new RDOs • 40 Hours- Guest - Jill Probst on Heart MATH/Resiliency • 84 Hours- AHA Advanced Cardiovascular Life Support • 175 Hours- Multi-Lead ECG Course with Steve Rahm • 2023 BRAVO Testing and Interview process • 176 Hours- Reserve Driver Operator Orientation • Transition from Target Solutions to Fire Rescue 1 Academy • 1320 Hours- Blue Card Command Roll out for all Officers • Recruitment event with PR Division and Training Division at TEEC Summer Municipal School		
125	Salvador Butcher Morgan Alf Taylor Ballard Tyler Kersey Ryan Daly Alec Cruz Jair Hammack	Andrew Delgado Darren Servantez Alsa Kopp Noah Casias Mackenzie Barnes Blake Goddu Sawyer Donowho	Patrick Juarez Jason Sifuentes Jason Castillo Chase Morales Bao Nguyen Ryan Bauchman FF OPEN	Training for the month of AUGUST (FUTURE):		
161	Andrew Garza Conrad Carter Ruben Garcia	Jacob Gonzales Armando Mora Carlos Tey	Devon Salyers Joe Bijarro Cyrus Sakalares	• 240 Hours- Online Fire CE • 140 Hours - EMS Monthly Training CE • 24 Hours- Chart Review with Dr. Raczek • 600 Hours- TCFP Fire Instructor II • 28 Hours- American Heart Assoc. PAL's Support Course • 30 Hours- Guest High-Risk Diabetics with Dr. Marerro • 240 Hours- Blue Card Simulation Labs		
162	Jose Perez Glenn Haskell Brett McDermot Paramedic School	Chris Mercer Mathew Jones Travis Jones Open/Leaving	Patrick Klebahn Robert Anderson Damien Brundige Probationary FF			
CHIEFS STATUS REPORT			ESD STATUS REPORT	EMS & COMMUNICATIONS		
<p>Current Events:</p> <ul style="list-style-type: none"> The MAC is scheduled to be completed in November 2023 - Ralph/Ryan Conducted orientation for 2 Smart Medics - Ralph/Mark/Walter/Veronica We have extended a job offer to a Technician Level III, and he has accepted; his tentative start date is August 21, 2023 - Ralph/Veronica Blue Card Train the Trainer is in the second phase of training ESD2 and ESD7 personnel - Ralph/Marc We received 2 Tahoes and are currently being outfitted with MDTs and Radios - Ralph/Ryan Staffing Shortages; 5 Personnel Injuries; 2 Personnel out on Medical Leave 3 Mandated Personnel; 3 Fleet Accidents; 0 			<p>Current Events:</p> <p>Construction</p> <ul style="list-style-type: none"> Station 121 - Marksmen started construction on January 3, 2023. The estimated completion will be mid-summer of 2024. They are in the final steps of enclosing the living area of the station. The CMU walls are up and roof work has begun over the bays. Work has also begun on the Hall. The purchase contract for the 1.78 acres next to Station 121 has been executed with a 120-day feasibility study period. Alpha Testing has been asked to perform a Phase I Environmental Study. - Josh/Ralph Station 123 - Marksmen Construction was selected for Station 123. The Groundbreaking will be scheduled in August of 2023. - Josh/Ralph Station 124 - Cyrus One is working on the agreement language, surveys, and profile drawings. They have updated their approach grades. Those have been sent to BRW and MTR for review. - Josh/Ralph Station 125 - Plans complete. Drawings are being prepared for FMO Review. - Josh/Ralph <p>Financial</p> <ul style="list-style-type: none"> FY2022-2023 review will begin in August 2023. - Josh FY2023-2024 Budget Preparation has begun. - Josh/Ralph <p>Legislation</p> <ul style="list-style-type: none"> BCESDA is developing its legislative plan for the 89th Legislature. - Josh/Harris 		<p>Action Items to be presented to Board for purchase:</p> <ul style="list-style-type: none"> None <p>EMS: Transports and Refusals:</p> <ul style="list-style-type: none"> ALS - 362 BLS - 48 Refusals Transport - 77 Refusal Treatment & Transport - 125 <p>Billing: 487 Billable Responses.</p> <p>EMS Operations:</p> <ul style="list-style-type: none"> Mobile COG's App - PPP cannot accommodate our needs. We have met and received a quote for upgrade and continual services with Handtevy. We currently use the platform for pediatrics. They have expanded their app to accommodate usage for all ages with Protocol availability. This system also integrates with ESO. Zoll Monitors - Monitors have been placed into service; we have retained Lifepak on Medics for a 30-day burn-in safeguard. SMART Medic 23-A- Our first two cadets are currently in credentialing with anticipated clearance to Full Duty in late August. SMART Medic 23-B- We currently have three applicants with testing July 17-18 and Interviews July 20. We have taken receipt of our 2022 Ambulances. We are looking at placing them in service in early August. <p>Communications:</p> <ul style="list-style-type: none"> Motorola Portable Radios have been received. accessories Pending approval from Woody to present to Converse for purchase of 31 XL-200s All Base Station Radios have been updated. 	

BEXAR COUNTY EMERGENCY SERVICES DISTRICT No. 2

HONOR | INTEGRITY | COURAGE



2023 Call Log & Response Time

All ESD 2 Stations

Month	Jan	Feb	Mar	Apr	May	Jun	Jul	Aug	Sep	Oct	Nov	Dec	Total
EMS	566	491	593	579	594	556	0	0	0	0	0	0	3379
MVA	58	62	70	51	70	66	0	0	0	0	0	0	377
Other/Including Fire	195	171	235	199	183	192	0	0	0	0	0	0	1175
Total	819	724	898	829	847	814	0	0	0	0	0	0	4931

Average Response Time	0:08:14	0:08:42	0:07:59	0:08:09	0:07:36	0:08:03							0:08:07
-----------------------	---------	---------	---------	---------	---------	---------	--	--	--	--	--	--	---------

Station 161

Month	Jan	Feb	Mar	Apr	May	Jun	Jul	Aug	Sep	Oct	Nov	Dec	Total
EMS	87	74	74	83	112	97							527
MVA	10	6	13	10	10	11							60
Other/Including Fire	37	33	55	37	27	35							224
Total	134	113	142	130	149	143	0	0	0	0	0	0	811

Average Response Time	0:09:50	0:09:46	0:09:32	0:09:29	0:10:11	0:10:11							0:09:50
-----------------------	---------	---------	---------	---------	---------	---------	--	--	--	--	--	--	---------

Station 162

Month	Jan	Feb	Mar	Apr	May	Jun	Jul	Aug	Sep	Oct	Nov	Dec	Total
EMS	51	52	40	55	52	56							306
MVA	4	5	2	11	6	5							33
Other/Including Fire	24	31	28	25	18	18							144
Total	79	88	70	91	76	79	0	0	0	0	0	0	483

Average Response Time	0:07:30	0:07:47	0:06:54	0:07:27	0:06:58	0:07:06							0:07:17
-----------------------	---------	---------	---------	---------	---------	---------	--	--	--	--	--	--	---------

All ESD 6 Stations

Month	Jan	Feb	Mar	Apr	May	Jun	Jul	Aug	Sep	Oct	Nov	Dec	Total
EMS	138	126	114	138	164	153	0	0	0	0	0	0	833
MVA	14	11	15	21	16	16	0	0	0	0	0	0	93
Other/Including Fire	61	64	83	62	45	53	0	0	0	0	0	0	368
Total	213	201	212	221	225	222	0	0	0	0	0	0	1294

Average Response Time	0:08:59	0:08:54	0:08:37	0:08:39	0:09:06	0:09:06							0:08:53
-----------------------	---------	---------	---------	---------	---------	---------	--	--	--	--	--	--	---------

All Stations

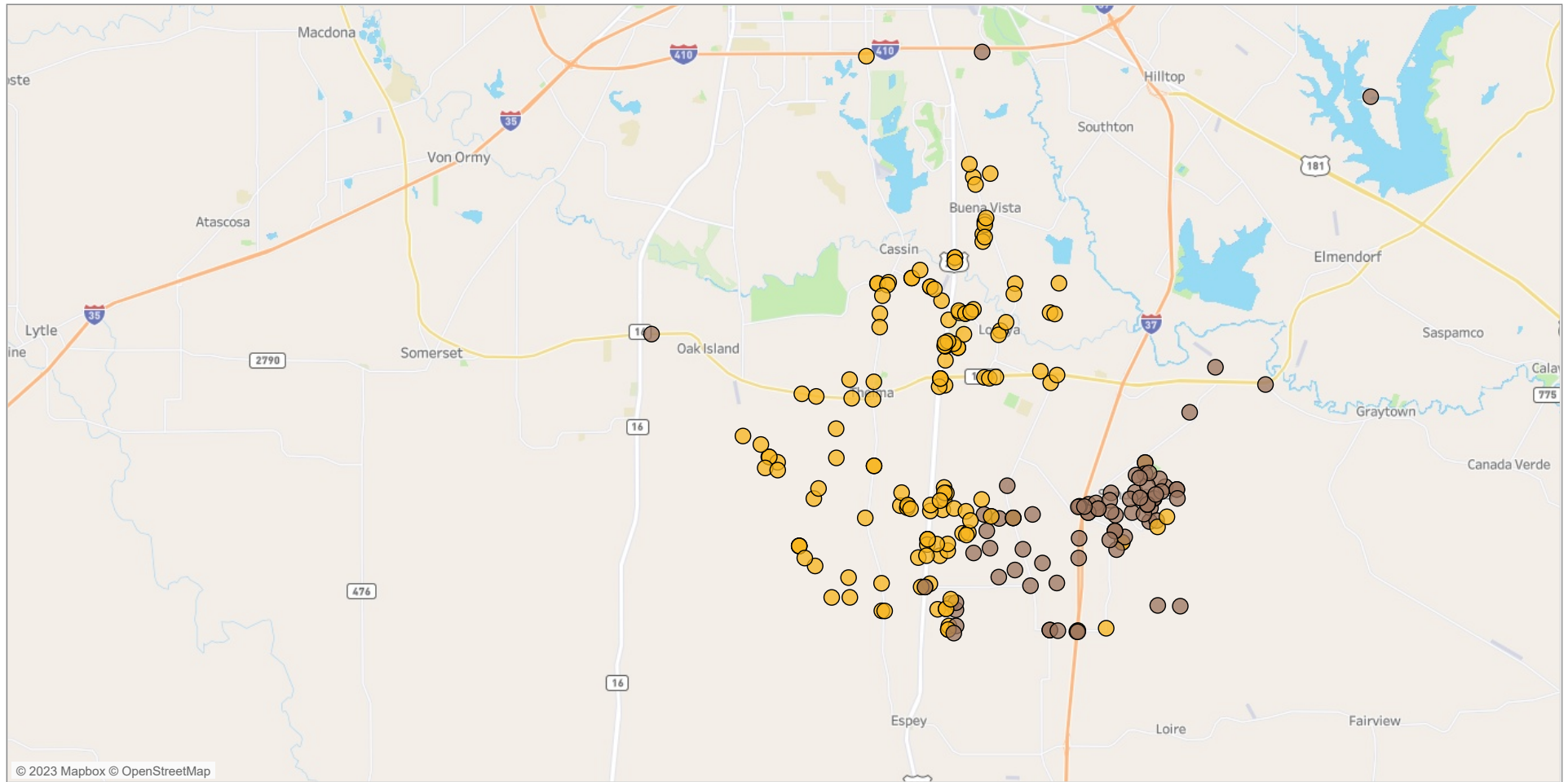
Month	Jan	Feb	Mar	Apr	May	Jun	Jul	Aug	Sep	Oct	Nov	Dec	Total
EMS	704	617	707	717	758	709	0	0	0	0	0	0	4212
MVA	72	73	85	72	86	82	0	0	0	0	0	0	470
Other/Including Fire	256	235	318	261	228	245	0	0	0	0	0	0	1543
Total	1032	925	1110	1050	1072	1036	0	0	0	0	0	0	6225

Average Response Time	0:08:37	0:08:45	0:08:06	0:08:15	0:07:55	0:08:17							0:08:19
-----------------------	---------	---------	---------	---------	---------	---------	--	--	--	--	--	--	---------

Incident Locations by Responding Station

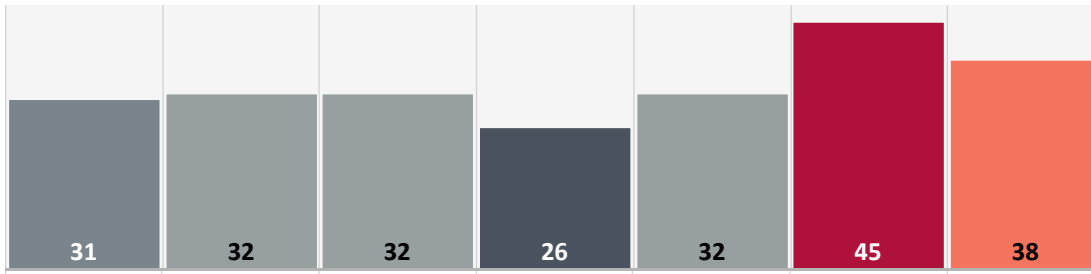
Click to Highlight a Station

■ 161 ■ 162



Department Incidents by Day & Hour

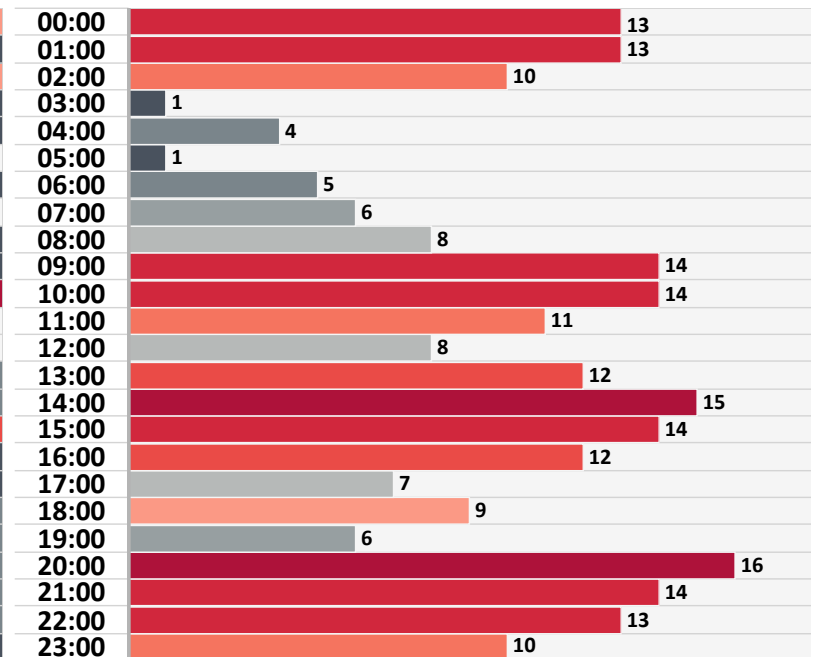
Bexar County ESD 2



236
Incidents



	Sun	Mon	Tue	Wed	Thu	Fri	Sat
1	1	3		1	3	2	3
2		4	2		1	3	1
1		1	2	1		2	3
							1
		1	1		1		1
						1	
		1	2	1			1
		1	1	1	1	2	
1	1	1			2	3	1
5		2	2	2		2	1
		1		4	2	2	5
2		1	2	2	2	2	
2		1	1		2	2	
2		2	1	2	3		2
1		1	2	4	2	3	2
2		1		1	1	5	4
4		2		2		1	1
			3		2	1	1
1			4	1		1	2
		2			1	1	2
5		2	1	1	2	3	2
		2	4	2	2	2	2
1	1	1			3	5	2
1	2	1	1	1	2	2	1





Mutual Aid Category & Agency: Count					
Department	Category				Total
	None	Aid Recei..	Aid Given	Unknown	
None	222				222
Bexar County ESD 10		5	1		6
Bexar County ESD 5 Fire		3	1		4
Texas Intrastate Fire Mutual Aid System			2		2
Unknown		1		1	2
Total	222	9	4	1	236

Mutual Aid Category & Agency: % of Total Incidents					
Department	Category				Total
	None	Aid Recei..	Aid Given	Unknown	
None	94.1%				94.1%
Bexar County ESD 10		2.1%	0.4%		2.5%
Bexar County ESD 5 Fire		1.3%	0.4%		1.7%
Texas Intrastate Fire Mutual Aid System			0.8%		0.8%
Unknown		0.4%		0.4%	0.8%
Total	94.1%	3.8%	1.7%	0.4%	100.0%

Station Fire/EMS %

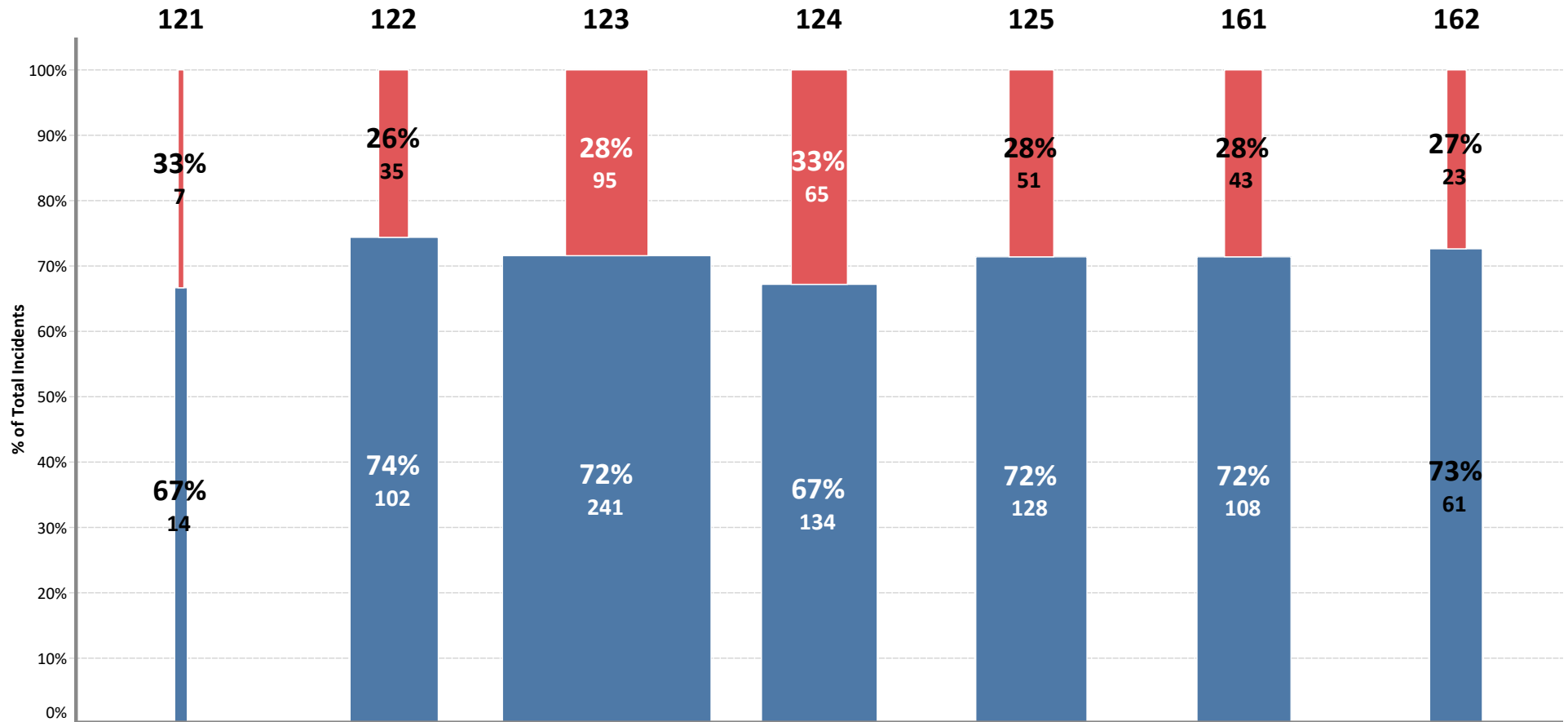
Click to highlight Fire or EMS

Fire EMS

Bexar County ESD 2



Fire / EMS Incidents by NFIRS Report Incident Type



Bar WIDTH indicates number of incidents